

FORTUNE TELLER: FIRECRACKER




Optional: use red-blue
3D glasses for extra fun.

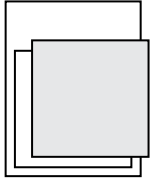


INSTRUCTIONS

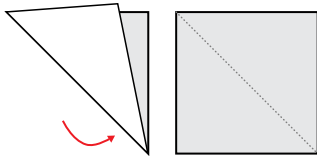
- 1 Using scissors, cut out piece on solid lines.



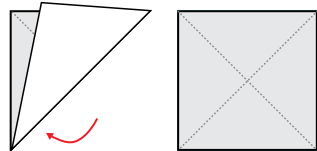
- 2 Remove your fortune teller square.



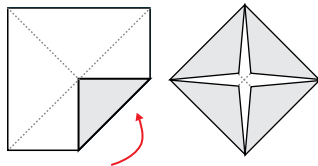
- 3 Fold your square, printed side in, corner to corner to create a diagonal crease.



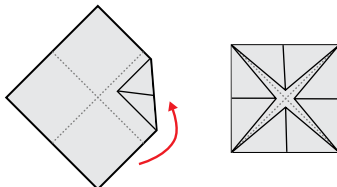
- 4 Repeat with opposite side.



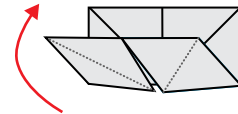
- 5 Turn your square over, then fold each of the four corners in so their points touch the center.




- 6 Turn your square back over. Again, fold each of the four corners in so their points touch the center.




- 7 Fold your square in half. Unfold and fold in half the other way.



- 8 Slide your thumbs and index fingers under the four flaps.



- 9 Pinch together to create the flower-like shape of your fortune teller.



10 PLAYING INSTRUCTIONS:

- After folding your fortune teller write friends' names on the inside flaps.
- To play, have a player choose a number between 1 and 10.
- Open and close the fortune teller counting out the number selected.
- The player then selects one of the names on the inside.
- Open the panel under the chosen name and reveal the matching movie character.
- Play again and again.

FORTUNE TELLER: FIRECRACKER

